

POLICE AND TASERS

A Seattle P-I review of hundreds of police reports found that Seattle police and King County sheriff's deputies used Tasers in a wide variety of routine police incidents, contrary to public perception that the electronic devices are a substitute for deadly force. The following statistics include cases in which a Taser was displayed, darts were fired into subjects, or the device was used as a stun gun.

A SAMPLE OF KING COUNTY LAW ENFORCEMENT AGENCIES USING TASERS

Incidents recorded from Jan. 1, 2003 to June 30, 2004

AGENCY	TASER INCIDENTS	TOTAL OFFICERS	OFFICERS WITH TASER GUNS
Seattle	269	1,241	280
King County S.O.	267	700	250
Kent	98	116	57
Auburn	96	85	45
Federal Way	89	117	79
Renton	20	88	88
Bellevue	14	177	23
Port of Seattle	11	107	62
Black Diamond	5	11	11
Lynnwood	4	67	60
Lake Forest Park	4	22	22
Algona	4	6	6

Note: Bothell, Des Moines, Issaquah, Kirkland, Mountlake Terrace, University of Washington and Redmond police departments also use Tasers.

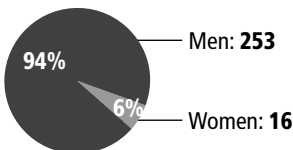
BREAKDOWN OF TOTAL INCIDENTS BY AGENCY

From Jan. 1, 2003 to June 30, 2004

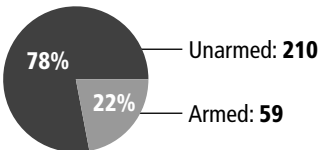
Seattle Police Department

269 Taser incidents

GENDER OF THOSE TASED



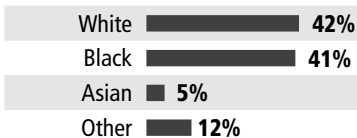
WEAPON INVOLVEMENT



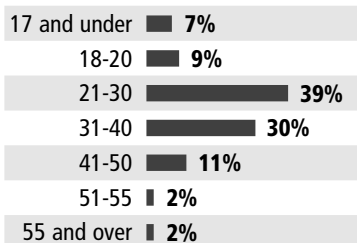
TIMES TASED Per incident

Twice **49**
3 or more **29**

RACE



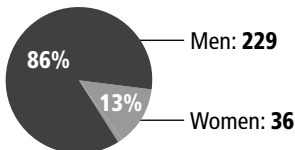
AGE



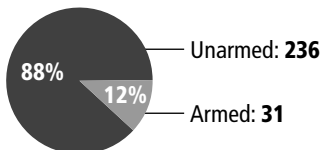
King County Sheriff's Office

267 Taser incidents

GENDER OF THOSE TASED*



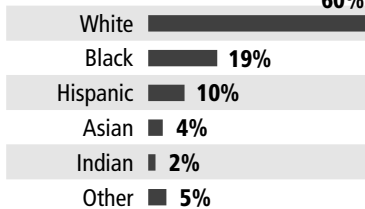
WEAPON INVOLVEMENT



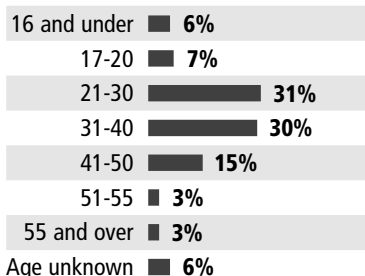
TIMES TASED Per incident

Twice **57**
3 or more **40**

RACE



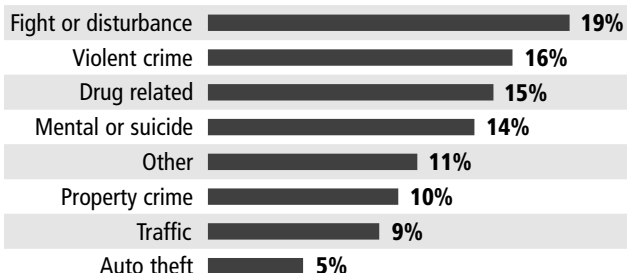
AGE



*One dog and one person of unknown gender not included.

TASER USE BY TYPE OF INCIDENT

Seattle Police Department figures



Note: Numbers may not add up to 100% because of rounding.

Sources: King County Sheriff's Department, Seattle Police Department

SEATTLE POST-INTELLIGENCER